





Quincy QSLP



QUINCY QSLP SERIES
LOW PRESSURE
ROTARY SCREW COMPRESSORS
10-200 HP

QUINCY QSLP SERIES

QUINCY QSLP 10-200 HORSEPOWER AIR AND WATER-COOLED ROTARY SCREW AIR COMPRESSORS



QSLP 200



QSLP 60

ROTARY SCREW DEPENDABILITY DESIGNED FOR 25-50 PSIG

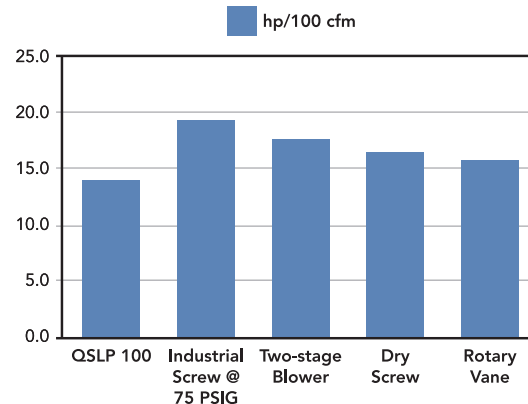
When you need a dependable source of clean air for your low-pressure application, what choices do you have?

Rotary vane compressors discharge air with too much oil carryover to be considered a source of clean air. Oil-less rotary screw compressors and two-stage blowers produce clean air but carry their own disadvantages – oil-less rotary screws have a high upfront cost and two-stage blowers can be sensitive to pressure fluctuations.

There's really one choice for applications with low-pressure clean air needs – the Quincy QSLP.

Designed especially to deliver 25 to 40 psig with maximum energy efficiency, the QSLP is suited to low-pressure applications such as bulk material handling and wastewater aeration. The QSLP meets clean air needs with its 2-3 ppm oil carryover, maintained by an efficient air/fluid separation system that prevents lubricant from entering the discharge air stream.

When you compare the QSLP to the other technologies available, it becomes evident that the Quincy design will save you operating and maintenance costs. The cost per 100 cfm is a clear indication of how much money you will spend on energy, and the QSLP uses between 10% and 25% less energy than the competitors. Not only does it cost less to buy and install the QSLP, but it continues to pay you back during every hour of operation.



QSLP'S EFFICIENT, DURABLE AIREND

The heart of the QSLP low-pressure compressor package is the Quincy airend, which utilizes the most efficient rotor profiles. Each rotor is individually shaped, profiled and fine-tuned using state-of-the-art manufacturing processes.

Quincy machines our rotors precisely to provide you with maximum airend efficiency. That kind of efficiency is vital to your operation. So is long life – your operation needs compressed air around the clock for years.

Quincy designed the QSLP for long life. Instead of using gears, the drive motor turns the male rotor, which in turn drives the

female rotor. The two rotors are separated to eliminate wear by injecting a cushion of lubricating fluid. The bearing arrangement includes cylindrical roller bearings on the suction side of each rotor and triplex roller bearings on larger models. The L-10 bearing life on all QSLP compressors is over 300,000 hours. No other design is comparable.

Quincy Compressor uses a positive displacement, gear-type fluid pump to assure proper lubrication to the rotors and bearings. This pump is driven directly off the rotor shaft, so lubrication begins as soon as the compressor starts.



RESPONDING TO DEMAND

Although your operation constantly demands air, the level of demand may not be constant. Every QSLP features the Quincy-designed modulating inlet valve, which provides accurate response to system demand. As system demand increases, the valve opens and allows the unit to draw in more air. Consequently, the unit delivers more air. As demand drops, the inlet valve closes in response. The benefit for your system is steady operating pressure.

If system demand stops completely, the auto-dual function timer shuts down the drive motor and places the unit in a stand-by mode. Once system demand increases, the unit automatically restarts and begins to deliver compressed air again.

INLET AIR FILTER

The QSLP supplies clean air for your operation, but how clean is the air around it? Is there a risk of airborne particulates getting into your compressor and causing damage and downtime?

Quincy minimizes that risk by installing a heavy-duty, dry-type inlet filter on each QSLP. The inlet filter element traps particles of 10 microns and larger. If your situation requires it, select one of our optional severe-duty filtration packages.

QUINCY QSLP SERIES



QUINCY QSLP TECHNICAL INFORMATION

MODEL	10	15	20	30	60*	100*	150*	200*
ACFM @ 30 PSIG	88	130	172	246	500	717	995	1,521
ACFM @ 38 PSIG	85	126	168	242	496	712	992	1,500
ACFM @ 40 PSIG	83	124	166	238	490	709	987	1,409
Motor HP	10	15	20	30	60	100	150	200
BHP @ 30 PSIG	11	16.5	22	25	60	88	-	171
BHP @ 38 PSIG	11	16.5	22	31	66	96	145	198
BHP @ 40 PSIG	11	16.5	22	32	69	100	-	205
Maximum PSIG Full Load	40	40	40	40	40	40	40	40
Minimum PSIG Full Load	30	30	30	30	30	30	30	30
Max. Modulated Pressure	55	55	55	55	55	55	55	55
Compressor RPM	1,600	2,400	3,200	1,800	3,600	3,600	3,600	1,800
Lubricating Fluid Capacity	4.7	4.7	4.7	38	38	38	38	65
Fluid Flow (GPM)	10	10	10	24	25	25	60	60
Cooling Air Fan Flow - A/C (CFM)	2,100	2,100	2,100	3,500	5,500	10,000	13,500	19,300
Water-Cooled Water Flow, GPM (90° F)	2.6	2.6	3.5	16	28	22	24	28
Cooling Water (in.)	1/2	1/2	1/2	1	1	1	1 1/4	1 1/4
Length (in.)	65	65	65	86	86	96	118	132
Width (in.)	39	39	39	50	54	56	70	82
Height (in.)	54	54	54	81.6	81.6	86	94	119
Weight (lbs.)**	1,300	1,300	1,300	2,800	3,200	4,500	7,200	8,500

* Aftercoolers and moisture separators standard equipment on these models.

** Weights are estimates for basic packages less canopy.

FULL INSTRUMENTATION

The QSLP's electrical control panel includes full instrumentation for pump and process monitoring. The panel includes a Percent Capacity Gauge, Discharge Air/Fluid Temperature Gauge,

Reservoir Air Pressure Gauge, Fluid Filter Pressure Differential Gauge, Separator Maintenance Gauge and Hour Meter.

701 North Dobson Avenue
 Bay Minette, AL 36507
 Phone 217.222.7700
 Fax 251.937.7182

E-mail:
 info@quincycompressor.com



©2010 Quincy Compressor. All rights reserved. Litho in U.S.A. (QSLP-004 06/10)