



QR-25




# Quincy QR-25



QUINCY QR-25 SERIES  
RECIPROCATING AIR COMPRESSORS  
1-25 HP

## QUINCY QR-25 SERIES



### THE QUINCY QR-25 SERIES INCLUDES 1-25 HP MODELS DELIVERING UP TO 175 PSIG

- Proven performance measured in decades
- Engineered for the lowest cost of ownership
- Efficiency for your bottom-line



Model F350

### HISTORY MAKES THE QUINCY QR-25 YOUR BEST PURCHASE TODAY

The proven performance of the Quincy QR-25 is best examined through decades of delivering compressed air on-demand. There are over two million Quincy QR-25 compressors currently in use, some originally installed over 40 years ago. Decades of reliable operation ensures complete satisfaction and builds confidence day after day, year after year.

### INITIAL COMPRESSOR PRICE VS. COST OF OWNERSHIP

When you buy a compressor, you also have to pay for the power it consumes and the general maintenance necessary to keep your compressor running. Add these costs to the initial purchase price and you can see the actual cost of ownership.

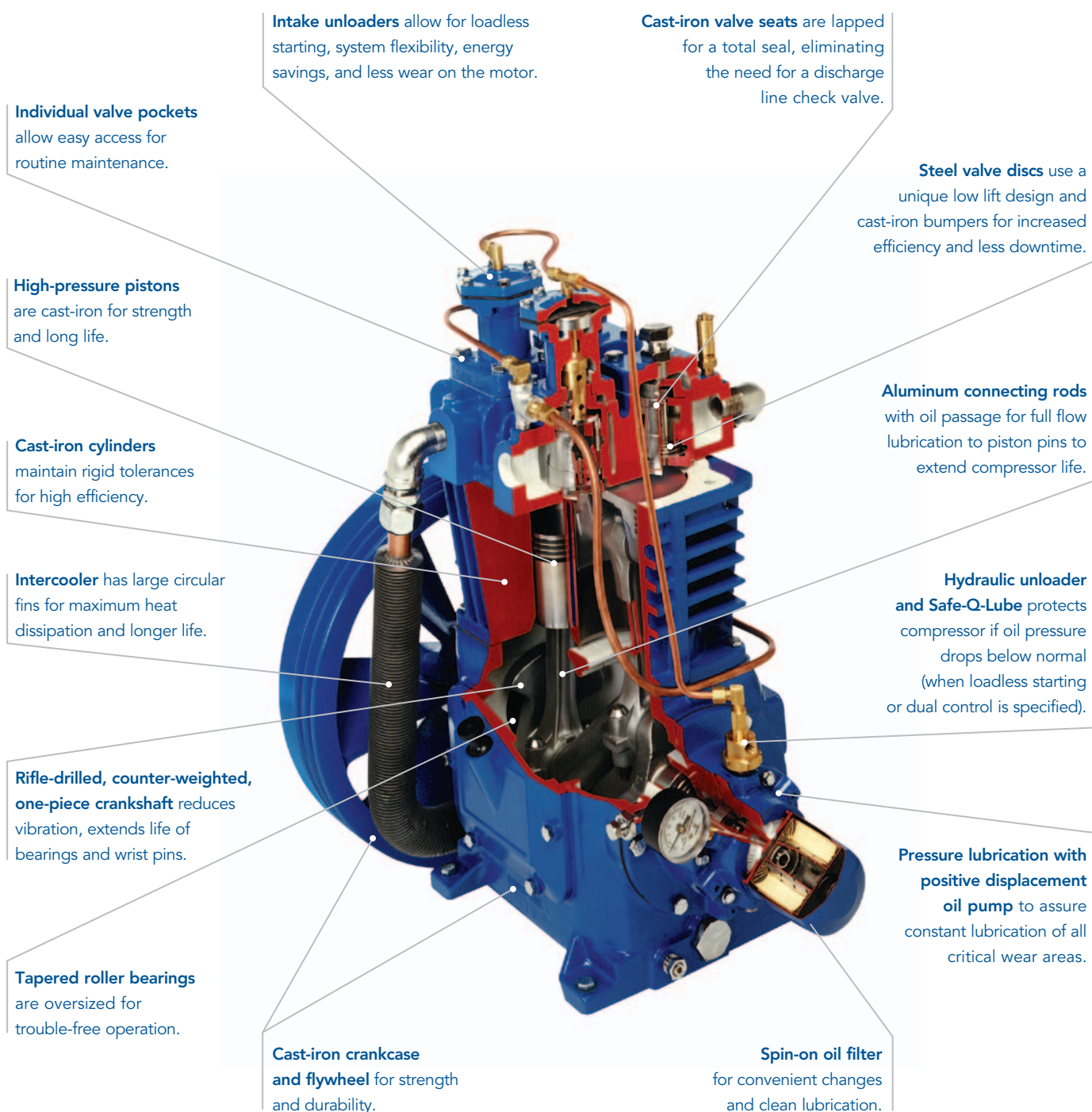
Power costs add up based on the horsepower needed to produce the air you require. However, the more air you can produce per horsepower – the less power needed to meet

your air demand. By design, the Quincy QR-25 runs at slower speeds, resulting in lower operating temperature and maximum compressor efficiency. Simply stated: The Quincy QR-25 produces more air per horsepower. Even at first glance, you'll see how the efficiency of the QR-25 saves you money. And over a period of five years, nothing even comes close to matching the value of the Quincy QR-25.

### EFFICIENCY MEASURED BEYOND POWER CONSUMPTION

Sure power costs are a given with any compressor, but what about the consequence of failure. How do you calculate the cost of downtime? Well, with the Quincy QR-25 you won't have to. The Quincy QR-25 is so reliable that you can virtually eliminate the consequence of failure from your equation. Add Quincy's five year warranty and you'll see how the reliability and efficiency of the Quincy QR-25 builds bottom-line confidence for the long run.

## QUINCY QR-25 TWO-STAGE BASIC COMPRESSOR





## QUINCY QR-25 SERIES

### PROVEN VALUE FROM THE INSIDE OUT

- Rated for 100% Duty Cycle
- Cooler operating temperature ensures reliability
- Designed for fast, easy maintenance
- Lower cost of ownership

### DESIGNED TO MAINTAIN A COMPETITIVE ADVANTAGE

The Quincy QR-25 produces more air using less horsepower by running at slower speeds. The efficiency of running slower also has another benefit – lower operating temperature. Lower temperature means cooler air and less stress on the critical compressor components.

In addition, the Quincy QR-25 utilizes a positive displacement rotary oil pump that lubricates every critical area of the compressor, from the “bottom end” to the wrist pin. This keeps things running smoothly and further reduces the operating temperature as the oil absorbs the heat. To keep the oil clean, a spin-on automotive type oil filter is standard on 2-stage compressors. This is just another built-in maintenance convenience of the Quincy QR-25.

Heavy-duty construction, efficient disc valves and an advanced lubrication system ensure durability and consistent delivery of air.

### COOLER, CLEANER, LONGER-LASTING

Engineered for lasting performance, the Quincy QR-25 has been designed for quick and easy maintenance. For example, valves often require the most maintenance. Not only are Quincy’s heavy-duty, disc-type valves efficient – they are accessible without having to remove the cylinder head, unhooking the discharge lines, unbolting the intercoolers, or any other typical valve maintenance procedures.

### STANDARD QUALITY FEATURES

- Slow speed operation requires less maintenance, produces more CFM per horsepower. Rated for 100% duty cycle
- Valve design lets the Quincy QR-25 run efficiently at lower temperature, eliminates need for discharge line check valves.
- Loadless starting for lower energy costs and less wear on motor
- Intake unloaders reduce horsepower when demand is low, which lowers operating costs and extends valve life
- Intake unloaders also unload the intercooler for optimum unloaded horsepower
- Safe-Q-Lubrication permits the compressor to start load-free until oil pressure rises to engineered setting to close the hydraulic unloader
- Crankshaft throws have babbit inserts to protect the running surfaces of the rod and crankshaft
- Lapped valves eliminate the need for discharge check valves

### PROTECTIVE DEVICES

- Valve unloader
- Hydraulic unloader
- Dual oil filtration, pickup tube and final spin-on filter (2 stage)
- Positive displacement oil pump provides oil pressure and velocity for optimum lubrication and heat dissipation
- Safe-Q-Lube provides for loadless starting and safety protection when oil pressure is low


### OPTIONAL EQUIPMENT

- Magnetic starter
- Reduced voltage solid state starters (consult with factory)
- Dual control
- Aircooled aftercoolers
- Air dryers, filters and condensate drains





Model 240




Model 4125

### QUINCY QR-25 SINGLE-STAGE BASIC COMPRESSOR

Model	Typical HP Range @100 PSI	Bore (in)	Stroke (in)	No. Cyl.	Min. RPM	*ACFM @100 PSIG Min. RPM	Max. RPM	ACFM @100 PSIG Max. RPM	Max. Cont. Pressure (PSIG)	Max. Intermit. Pressure (PSIG)	Approx. Shipping Weight (lb)	LxWxH (in)
210	1-2	2.50	2.00	2	400	2.82	1000	6.34	100	150	71	13x7x15
216	1 1/2-3	3.00	2.50	2	400	4.74	900	10.70	100	100	200	17x13x21
240	3-7 1/2	4.00	3.00	2	400	10.47	900	23.56	100	100	275	23x16x25
270	5-10	4.50	4.00	2	400	15.61	900	35.12	100	100	440	25x20x30
4125	10-20	4.50	4.00	V4	400	31.81	940	71.57	100	100	660	26x38x28



Model 325



Model 5120

### QUINCY QR-25 TWO-STAGE BASIC COMPRESSOR

Model	Typical HP Range @175 PSI	Bore L.P. (in)	Bore H.P. (in)	Stroke (in)	No. Cyl.	Min/Max RPM	*ACFM @175 PSIG Min/Max RPM	Max. Cont. Pressure (PSIG)	Max. Intermit. Pressure** (PSIG)	Approx. Shipping Weight (lb)	LxWxH (in)
310	2-3	3.50	2.00	2.50	2	400/920	3.9/9.63	200	500	200	21x10x21
325	3-5	4.50	2.50	3.00	2	400/900	8.3/18.64	200	500	295	22x17x25
340	5-10	5.25	3.00	3.50	2	400/900	13.2/29.64	200	500	480	27x16x30
350	5-15	6.00	3.25	3.50	2	400/940	15.6/36.60	200	350	480	28x16x31
370	7.5-15	6.00	3.25	4.00	2	400/1070	18.5/49.72	200	250	480	28x16x31
390	7.5-20	7.50	4.00	4.00	2	400/940	29.5/69.21	200	250	660	33x16x34
5120	10-25	6.00	3.25	4.00	V4	400/1040	36.5/94.97	200	250	815	32x41x31

\* FAD tested in accordance with ISO 1217, Ed.3, Annex-C.

\*\* High pressure basic required above 250 PSIG

## QUINCY QR-25 SERIES



Model F5120

### QUINCY QR-25 TANK-MOUNTED INDUSTRIAL COMPRESSOR

Model No.	Horse Power	Bore L.P. (in)	Bore H.P. (in)	Stroke (in)	No. Cyl.	RPM **	CFM Piston Disp.	*ACFM **	Std. Press. Switch Set (PSIG)	Tank Size (Gallons)	Approx. Shipping Weight (lb)	LxWxH (in)
F210†	1	2.50	—	2.00	2	440	5.00	3.30	80-100	30	290	42x16x37
	1 1/2					691	7.90	4.80		60	480	53x22x42
V210†	1	2.50	—	2.00	2	440	5.00	3.30	80-100	30	275	27x18x47
	1 1/2					691	7.90	4.80				
F310	2	3.50	2.00	2.50	2	628	8.70	6.30	135-175	60	560	53x22x48
V310	2					628	8.70			80	600	31x24x75
F325	3	4.50	2.50	3.00	2	459	13.60	10.40	135-175	60	710	53x26x51
	5					796	22.00	17.40		80	770	68x26x50
										120	975	73x26x56
V325	3	4.50	2.50	3.00	2	492	13.60	10.40	135-175	60	675	36x26x78
	5					796	22.00	17.40		80	775	36x26x78
F340	7 1/2	5.25	3.00	3.50	2	786	34.50	26.00	135-175	80	1095	68x28x56
										120	1120	73x28x61
F350	10	6.00	3.25	3.50	2	859	49.20	33.40	135-175	120	1225	73x30x62
F370	15	6.00	3.25	4.00	2	1060	69.40	49.30	135-175	120	1285	73x30x62
F390	20	7.50	4.00	4.00	2	877	95.80	67.00	135-175	120	1680	73x35x66
										200	2010	77x35x72
F5120	25	6.00	3.25	4.00	V4	951	124.50	90.40	135-175	120	2140	73x34x72
										200	2140	77x34x72

† Single-stage model

\* FAD tested in accordance with ISO 1217, Ed.3, Annex-C.

\*\* RPM and ACFM shown at 100 PSI for single-stage models, 175 PSI for two-stage models



Model HT325

### QUINCY QR-25 TWO-STAGE TANK-MOUNTED MOBILE COMPRESSOR

Model No.	Horse Power	Bore L.P. (in)	Bore H.P. (in)	Stroke (in)	No. Cyl.	RPM	CFM Piston Disp.	*ACFM @ 175 PSI	Pilot Valve Setting PSI	Tank Size (Gallons)	Approx. Shipping Weight (lb)	LxWxH (in)
HT325	11 Eng.	4.50	2.50	3.00	2	900	24.80	18.70	165-175	30	695	41x27x44
HT325LS-10Y	9 Diesel	4.50	2.50	3.00	2	900	24.80	18.70	165-175	30	530	41x27x44
HT350	18 Eng.	6.00	3.25	3.50	2	900	51.50	34.50	165-175	60	1670	49x31x54

\* FAD tested in accordance with ISO 1217, Ed.3, Annex-C.



See pages 8-9 for recommended air treatment by model


### QUINCY QR-25 DUPLEX TANK-MOUNTED INDUSTRIAL COMPRESSOR

Model No.	Horse Power 2X	Bore L.P. (in)	Bore H.P. (in)	Stroke (in)	No. Cyl.	RPM **	CFM Piston Disp. 2X	*ACFM 2X **	Std. Press. Switch Set (PSIG)	Tank Size (Gallons)	Approx. Shipping Weight (lb)	LxWxH (in)
FF210†	1-1/2	2.50	*	2.00	2	691	7.90	4.80	80-100	60	590	52x29x43
FF310	2	3.50	2.00	2.50	2	628	8.70	6.30	135-175	80	890	70x27x47
FF325	3	4.50	2.50	3.00	2	459	13.60	10.40	135-175	80	1050	72x28x51
						796	22.00	17.40		120	1280	77x30x56
FF340	7-1/2	5.25	3.00	3.50	2	786	34.50	26.00	135-175	120	1675	78x30x61
										200	2250	79x30x69
FF350	10	6.00	3.25	3.50	2	859	49.20	33.40	135-175	120	2345	78x30x62
										200	1965	79x30x69
FF370	15	6.00	3.25	4.00	2	1060	69.40	49.30	135-175	200	2430	79x30x69
FF390	20	7.50	4.00	4.00	2	877	95.80	67.00	135-175	240	3300	89x53x53
FF5120	25	6.00	3.25	4.00	V4	951	124.50	90.40	135-175	240	3750	90x75x72

† Single-stage model

\* FAD tested in accordance with ISO 1217, Ed.3, Annex-C.

\*\* RPM and ACFM shown at 100 PSI for single-stage models, 175 PSI for two-stage models



Model FF390

### QUINCY QR-25 BASE-MOUNTED INDUSTRIAL COMPRESSOR

Model No.	Horse Power	Bore L.P. (in)	Bore H.P. (in)	Stroke (in)	No. Cyl.	RPM **	CFM Piston Disp.	*ACFM **	Approx. Shipping Weight (lb)	LxWxH (in)
D210†	1	2.50	—	2.00	2	440	5.00	3.30	185	27x16x20
	1 1/2					691	7.90	4.80	190	
D310	2	3.50	2.00	2.50	2	628	8.70	6.30	415	34x22x14
D325	3	4.50	2.50	3.00	2	459	13.60	10.40	455	37x26x31
	5					796	22.00	17.40	510	
	9 HP Diesel					900	24.80	18.70	480	
	11 ENG.					900	24.80	18.70	455	
D340	7-1/2	5.25	3.00	3.50	2	786	34.50	26.00	770	40x28x36
D350	10	6.00	3.25	3.50	2	859	49.20	33.40	980	41x30x37
	18 ENG.					900	51.50	34.50	1065	44x30x37
D370	15	6.00	3.25	4.00	2	1060	69.40	49.30	1045	41x30x37
D390	20	7.50	4.00	4.00	2	877	95.80	67.00	1320	48x35x41
D5120	25	6.00	3.25	4.00	V4	951	124.50	90.40	1530	63x34x38

† Single-stage model

\* FAD tested in accordance with ISO 1217, Ed.3, Annex-C.

\*\* RPM and ACFM shown at 100 PSI for single-stage models, 175 PSI for two-stage models

All performance data meets CAGI/PNEUROP PN2CPTC2 and PN2CPTC3 acceptance test codes for electrically and I.C. engine-driven packaged displacement air compressors.



Model D5120



## QR-25® SERIES TANK MOUNTED AIR TREATMENT SELECTION GUIDE

Model	HP	*ACFM	PSIG	Stages	Dryer	Recommended Air Treatment Prefilter	After Filter	Aftercooler
F210	1	3.3	100	1	QPHR 5/10	CSNT10	CPNT10	111579-001
F210	1.5	4.8	100	1	QPHR 5/10	CSNT10	CPNT10	111579-001
V210	1	3.3	100	1	QPHR 5/10	CSNT10	CPNT10	111579-001
V210	1.5	4.8	100	1	QPHR 5/10	CSNT10	CPNT10	111579-001
F310	2	6.3	175	2	QPHR 5/10	CSNT10	CPNT10	111579-001
V310	2	6.3	175	2	QPHR 5/10	CSNT10	CPNT10	111579-001
F325	3	10.4	175	2	QPHR 15	CSNT20	CPNT20	111579-001
F325	5	17.4	175	2	QPHT 25	DCNT30	CSNT30	INCLUDED
V325	3	10.4	175	2	QPHR 15	CSNT10	CPN120	111579-001
V325	5	17.4	175	2	QPHT 25	DCNT30	CSNT20	INCLUDED
F340	7.5	26	175	2	QPHT 25	DCNT30	CSNT30	INCLUDED
F350	10	33.4	175	2	QPHT 50	DCNT60	CSNT60	INCLUDED
F370	15	49.3	175	2	QPHT 50	DCNT60	CSNT60	INCLUDED
F390	20	67	175	2	QPHT 75	DCNT60	CSNT60	INCLUDED
F5120	25	90.4	175	2	QPHT 100	DCNT125	CSNT125	INCLUDED

\* FAD tested in accordance with ISO 1217, Ed.3, Annex-C.  
QPHR dryers require aftercoolers. QPHT dryers include after filter and aftercooler.



Ensure optimum system performance.  
Request Quincy Air Treatment products.







## QR-25® SERIES DUPLEX, TANK MOUNTED AIR TREATMENT SELECTION GUIDE

Model	HP	*ACFM	PSIG	Stages	Dryer	Recommended Air Treatment Prefilter	After Filter	Aftercooler**
FF210	2	6.6	100	1	QPHR 5/10	CSNT10	CPNT10	111579-001
FF210	3	9.6	100	1	QPHR 5/10	CSNT10	CPNT10	111579-001
FF310	4	12.6	175	2	QPHR 15	CSNT20	CPNT20	111579-001
FF325	6	20.8	175	2	QPHT 25	DCNT30	CSNT30	INCLUDED
FF325	10	34.8	175	2	QPHT 50	DCNT60	CSNT60	INCLUDED
FF340	15	52	175	2	QPHT 50	DCNT60	CSNT60	INCLUDED
FF350	20	66.8	175	2	QPHT 75	DCNT60	CSNT60	INCLUDED
FF370	30	98.6	175	2	QPHT 100	DCNT125	CSNT125	INCLUDED
FF390	40	134	175	2	QPHT 125	DCNT125	CSNT125	INCLUDED
FF5120	50	180.8	175	2	QPNC 200	CSNT200	CPNT200	111579-001

\* FAD tested in accordance with ISO 1217, Ed.3, Annex-C.

\*\* Two required  
QPHR & QPNC dryers require aftercoolers. QPHT dryers include after filter and aftercooler.

For optimum compressed air quality, Quincy air dryers, filters and drains are designed and individually selected to match the high standards and performance of Quincy air compressors. Non-Quincy dryers, filters and drains may not meet Quincy quality and selection criteria, and could result in unsatisfactory compressed air quality.



## AIR TREATMENT COMPONENTS

### DESIGNED TO MAINTAIN A COMPETITIVE ADVANTAGE

Quincy Air Treatment products help you meet production demand cleanly and efficiently. Quincy filters remove solid contamination from the airstream, while Quincy dryers remove moisture allowing clean, cool air to flow directly to your production line. The result is an efficient compressed air system that reduces your energy costs and eliminates clogged pipes and valves that can lead to production line equipment failure.



High temperature refrigerated dryer

### QUINCY REFRIGERATED AIR DRYERS



- High-temp dryers
- Cycling & non-cycling designs with 10-year heat exchanger warranty
- Environmentally friendly refrigerants
- Two-valve balanced system on all units
- High performance heat exchangers
- Easy access, powder-coated cabinets
- Fully Instrumented

### QUINCY COMPACT REFRIGERATED AIR DRYERS



- 5, 10 and 15 cfm
- Simple, reliable, non-cycling design
- Environmentally friendly R134a refrigerant
- Consistent performance
- Compact footprint
- Low vibration

## QUINCY FILTERS



- Particulate
- Coalescers
- Absorbers
- Moisture Separators
- High temperature design available
- High pressure design available
- 5 micron to 0.01 micron particulate removed
- 5 ppm to 0.003 ppm liquid carryover
- 1/4" to 3" NPT aluminum housings
- 3" to 12" flanged steel housings
- Delta P gauge
- Auto drain
- Color-coded glass filled nylon end caps
- Push-to-fit element design
- Low pressure drop/high efficiency
- 10-year housing warranty



## QUINCY DRAINS ELECTRONIC



### EDT - Electronic Timer Drains


- Simple
- Reliable
- Affordable
- Adjustable open time
- Adjustable cycle time
- 1/4" and 1/2" NPT
- Large 7/16" orifice



### QMAT - Electronic No Loss Drains

- Reliable
- Robust
- Save energy
- Low maintenance
- Flexible

## QUINCY DRAINS PNEUMATIC



### PNEUMATIC - No Loss Drains

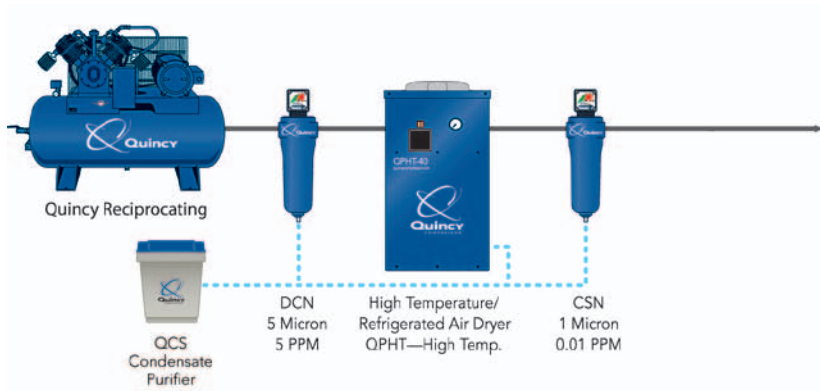
- Save energy
- Operate on demand
- Low profile
- See-through vessel
- Forgiving
- Large capacity
- Ideal for oil/water separators

## QUINCY CONDENSATE PURIFIERS



- Replaces the old gravity separators
- Removes all compressor lubricants, including polyglycol emulsions
- Lightweight, easy change, disposable filter cartridge
- Versatile size range allows for single or multiple-unit configurations
- Clean, carbon-free filter media

# COMPRESSED AIR SYSTEMS BEST PRACTICE



Air Quality Classification ISO 8573.1						Wet System Avg. ΔP	
Solids		Moisture		Oil			
Micron	ISO	PDP	ISO	PPM	ISO	PSI	Mbar
1	2	+50°F	6	0.01	2	7.8	538

- DCN Particulate/Coarse Coalescer
- CSN STD 0.1 PPM Coalescer, 1 Micron
- QCS Condensate Purifier
- QPHT High Temp. Refrigerated Dryer



Quincy Compressor is proud to be the official supplier of compressed air to high performance companies like West Coast Choppers and Dale Earnhardt, Inc. Trust your compressed air needs to the leader in reliability, efficiency and flexibility. Quincy Compressor: Performance You Demand. Reliability You Trust.



©2010 Quincy Compressor. All rights reserved. Printed in U.S.A. (QR25-007 04/10)